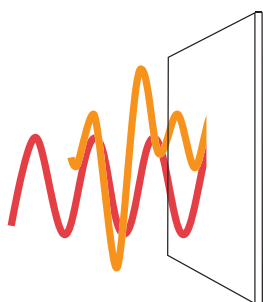




AirPanel

double sided

Baffle
Separator
Cluster of panels



ACOUSTIC
PANEL

$$\alpha_w = 1$$






ACOUSTIC PANEL SUPPORT FOR LAYOUTS

Strongly recommended in spaces where noise must be controlled, the double-sided AirPanel acoustic panels attenuate and correct reverberation very efficiently. Made up of a sound absorber, a perforated metallic structure and an acoustical transverse textile membrane, they are suspended from the ceiling or are installed between two spaces in the form of separators.

2-sided AirPanel panels are designed to be used to complement 1-sided AirPanel panels to fit the specific configuration of any space:

- Installed in baffles above the area to be worked, these absorbers do not obstruct the flow of light and air (air-conditioning) nor the safety systems installed (smoke detectors, sprinklers).
- Laid out as clusters of mobile panels or as separators at a height appropriate for the uses of the location, these assemblies provide numerous advantages and are at the same time attractive, acoustic and functional.

Double-sided acoustic Airpanel offer the solution of acoustically efficient comfort meeting the regulatory standards for new buildings. For renovation, their wide variety of styles, dimensions and assemblies enable easy integration in spaces that have already been laid out and are an appropriate solution for the identified challenge.



ACOUSTIC - FONCTIONAL - DECORATIVE

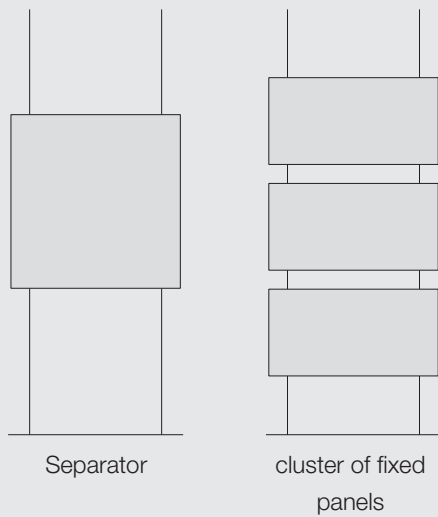
SEPARATORS
CLUSTERS OF FIXED PANELS

AirPanel
double sided

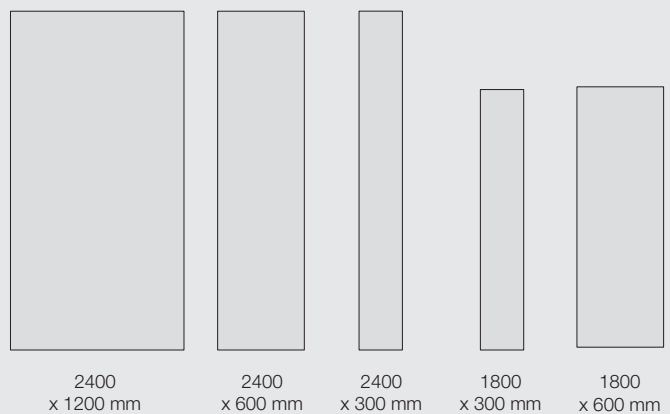


Double-sided AirPanel 1800 x 600 mm in clusters of partitions fixed to floor

Assemblies



10 SHAPES



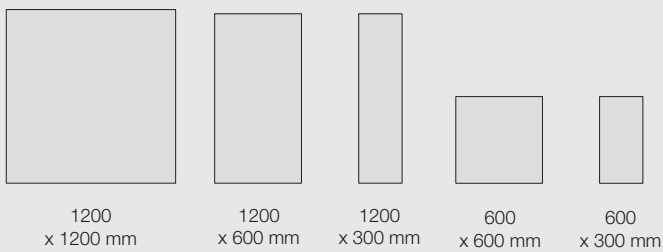
Available for all assemblies, vertical or horizontal

AirPanel
double sided

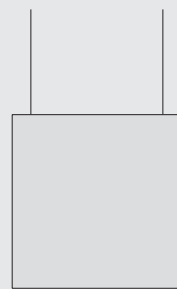
BAFFLES
CLUSTERS OF MOBILE PANELS



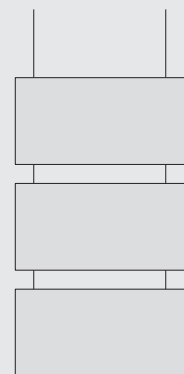
Double-sided AirPanel 1200 x 600 mm mounted on baffles



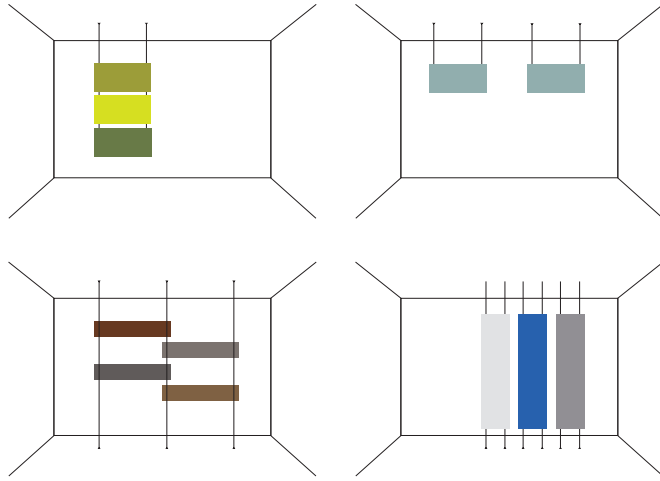
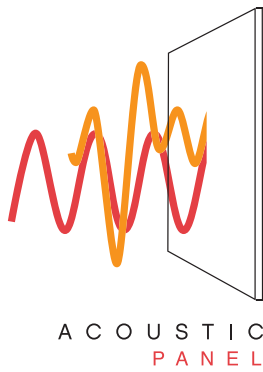
Assemblies



Baffle



Cluster of mobile panels



ADVANTAGES OF USE

The various assemblies and shapes enable:

CONSERVING THE LUMINOSITY OF THE SPACE

The baffle assembly allows the light to pass from ceilings incorporating glazing, dome-shaped sections or lighting systems already in place.

ADAPTS TO COMPLEX SPACES

The numerous shapes, dimensions and ways of mounting the acoustic panels meet any technical or architectural constraints of spaces : beam, sprinkler, smoke detector, air conditioning or any other ducting, edges...


DEALS EFFICIENTLY WITH ACOUSTIC PROBLEMS

Alpha $w = 1$

Optimal absorption of the panel thanks to perforation of the metallic frame on the 4 sides : 6 active sides


MAKES SPACES ATTRACTIVE AND FUNCTIONAL

Airpanel panels offer numerous layout solutions: spaces can be separated making them cosier with a feeling of security by means of partial partition walls.



Fabric cover finish

ACOUSTIC PERFORMANCE



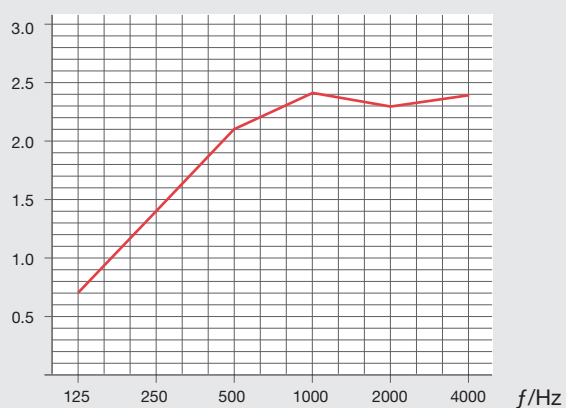
ACOUSTIC VALUES

Equivalent absorption area

— Square 1200 x 1200 mm

alpha w
1

m²



Frequencies(Hz)	125	250	500	1000	2000	4000
Absorption area of square panel 1200 x1200 set vertically on the floor	0.7	1.4	2.1	2.4	2.3	2.4

The time of reverberation (Tr) of a facility of volume (V) is calculated based on the Sabine formula: $Tr = 0.16 V/A$.

Shapes	Dimensions (in mm)	Average equivalent absorption area (in m ²)
Rectangle	600 x 300 x 50	0.28
Square	600 x 600 x 50	0.57
Rectangle	1200 x 300 x 50	0.57
Rectangle	1200 x 600 x 50	1.14
Square	1200 x 1200 x 50	2.27
Rectangle	1800 x 300 x 50	0.85
Rectangle	1800 x 600 x 50	1.70
Rectangle	2400 x 300 x 50	1.14
Rectangle	2400 x 600 x 50	2.27
Rectangle	2400 x 1200 x 50	4.54

Acoustic measurements performed by: Peutz Laboratory

Available reports: Test reports n°A 3151-2E-RA – in compliance with standards NF EN ISO 354 (2004) and NF EN ISO 11654 (1997)

GUIDELINES FOR INSTALLATION




Assembly finished as cluster of fixed panels

THE DESCRIPTION

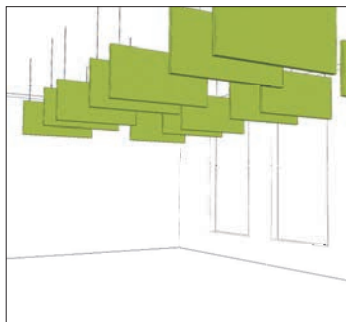


10 styles

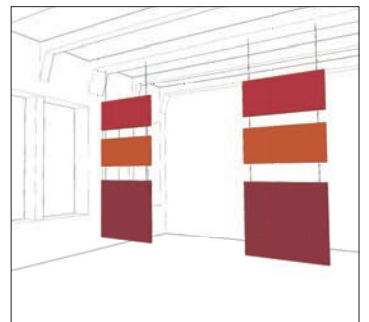


Seam finish

ASSEMBLIES



Baffles



Clusters of mobile panels

FIXING BRACKETS



Baffle endpiece



Ceiling baffle fixing brackets

AVAILABLE OPTIONS FOR BAFFLES




Cable and ceiling endpiece
white finish



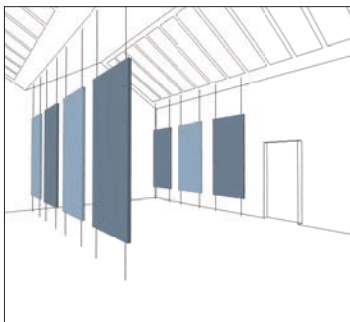
Cable and ceiling endpiece
black finish



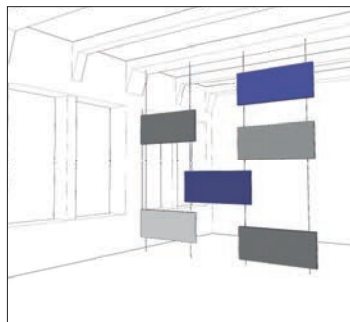
Zip finish with tone on tone oversewing



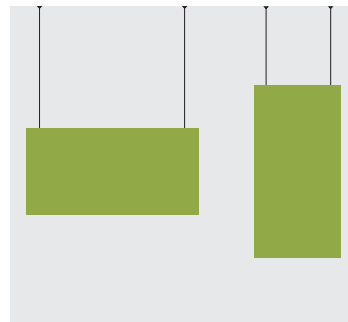
Metallic frame perforated on the 4 sides



Separators fixed to floor



Cluster of panels fixed to floor



2 possible ways of mounting: vertical or horizontally



Coulisstop endpiece



Finishing cover



System for clamping tightly to ceiling



System for clamping tightly to floor



Endpiece to screw on the clip twist



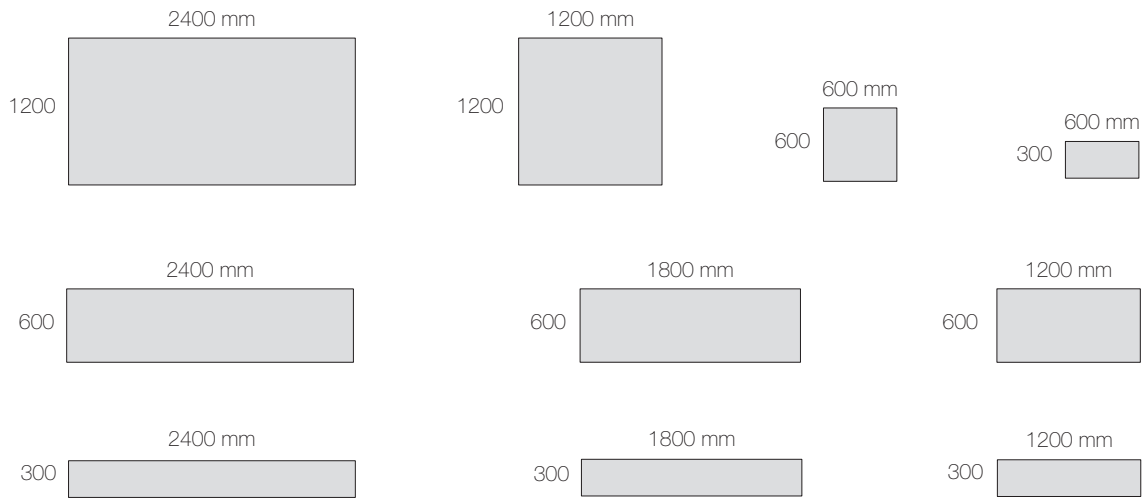
White clip twist for false ceiling



Acoustic wall panel face in Polyform Eos fabric
Double-sided AirPanel 1800 x 600 mm assembled as mobile clusters of partitions

SELECTION GUIDELINES

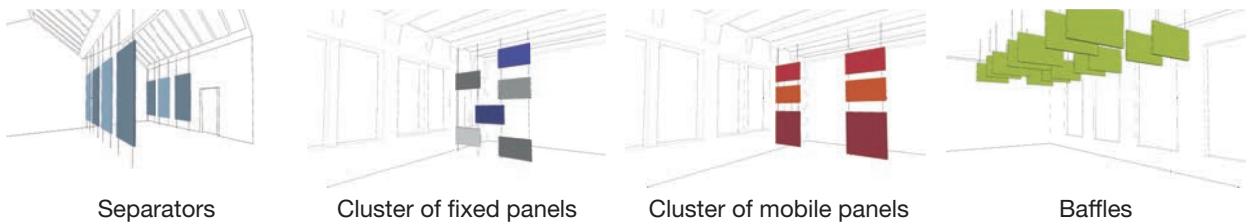
1 Select the shape



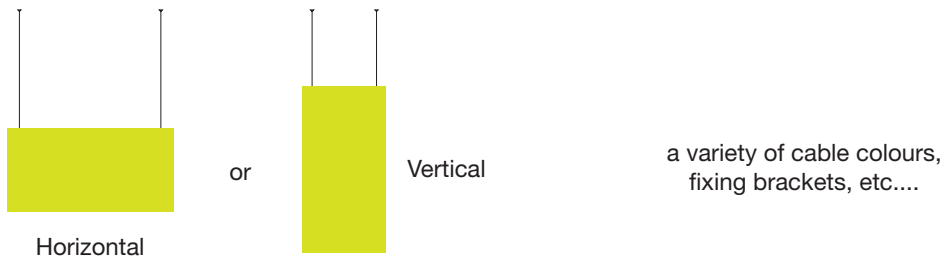
2 Select your colours in AirPanel Textile brochures



3 Select the type of assembly



4 Select the way of assembly and options



Contact your customer service who will help you select and validate your order on +33 3 20 61 75 41 or by email: contact-texdecor@texdecor.com


View the entire offering of AirPanel acoustic panels / Acoustic 0.7 range



Single-sided acoustic panel



Lighting unit recess



Choice of fabrics and cover colours



Single-sided AirPanel 1200 x 1200 mm with suspension by cable gland



Single-sided AirPanel 1200 x 1200 mm hung with slings with flush-mounted square spotlights



Hexagonal wall panels 1200 mm fixed on track with magnets

Have a look at the brochures and technical documentation on www.texdecor.fr/en